



U.S. Department
of Transportation
**Federal Transit
Administration**

Federal Transit Administration
Region 6

Arkansas, Louisiana,
New Mexico, Oklahoma,
Texas

819 Taylor St. Suite 14A02
Fort Worth, TX 76102
(817) 978-0550
(817) 978-0575 (fax)

November 26, 2024

Ms. Michelle Horne
Public Transportation Administrator
Louisiana Department of Transportation and Development
P.O. Box 94245
Baton Rouge, LA 70804-9245

Re: STIP Amendment #15 - Transit Element

Dear Ms. Horne:

The Federal Transit Administration (FTA) has reviewed the request dated November 14, 2024 for changes and/or updates to the FY 2023-2026 Statewide Transportation Improvement Program (STIP). We approve the updates and revisions to the Transit Element of the FY 2023-2026 STIP with the attached and updated STIP Amendment #15 summary recap pages.

Per the letter dated February 13, 2023, the Federal Highway Administration (FHWA) and FTA provided conditional approval of the Louisiana 2023-2026 STIP. To date, LADOTD has made progress in addressing the corrective actions outlined in the Federal Planning Findings report. LADOTD must continue to address the remaining corrective actions by the dates specified. FHWA and FTA will not allow revisions to the STIP if a due date lapses without adequate action taken by LADOTD.

Should you have questions, please do not hesitate to contact Michelle Bloomer, Community Planner, at (817) 978-0570 or via email at Michelle.Bloomer@dot.gov.

Sincerely,

David E. Bartels
Director of Planning and Program Development

cc: Tina Athalone, LADOTD
Laura Phillips, FHWA

November 14, 2024

Mr. David Bartels
Director of Planning and Program Development
Federal Transit Administration, Region VI
819 Taylor Street - Rm 14A02
Fort Worth, Texas 76102

**RE: LA DOTD STIP AMENDMENT # 15
Transit Element for Federal FY2023 – FY2026**

Dear Mr. Bartels:

We request that you amend the FY2023–FY2026 Transit Element of the Louisiana State Transportation Improvement Program (STIP) to include the attached updates and revisions, as reflected below. For identification purposes, we have noted the amended projects in red with the letter “A” on the Transit Element Summary Re-cap pages. Further clarifications have been reflected in “Explanation Notes” on the Summary Re-cap pages.

Please make the following changes and updates:

- **Transit Element - Summary Recap Pages:** Please discard the previously submitted STIP Re-cap Summary page(s) for FY 2023 – FY2026 and replace them with the attached updated Amendment #15 Summary Re-cap pages.
- **Northwest Louisiana Council of Governments (NLCOG):** The attached letters from NLCOG dated October 30, 2024, outline TIP amendments for the Shreveport UZA. Please discard the previously submitted Transit Element TIP pages and replace them with the attached updated TIP pages
- **Regional Planning Commission (RPC):** The TIP amendment for the New Orleans UZA is outlined in the attached letters from RPC dated October 8, 2024, and August 14, 2024. Please discard the previously submitted Transit Element TIP pages and replace them with the attached updated TIP pages.
- **North Delta Regional Planning and Development District, Inc. (OCOG):** TIP amendments for the Monroe UZA are outlined in the attached letters from OCOG dated October 4, 2024. Please discard the previously submitted 2024 Transit Element TIP pages and replace them with the attached updated TIP pages

We appreciate your prompt attention to the attached Transit STIP amendment. If you have any questions, please get in touch with Ms. Tina Athalone at (225) 379-3054.

Sincerely,

Michelle Home
Public Transportation Director

Attachments

c: Louisiana MPOs
Louisiana Urban Transit Systems
FTA Region VI Staff

**LOUISIANA DEPARTMENT OF TRANSPORTATION AND
DEVELOPMENT**

STATE TRANSPORTATION IMPROVEMENT PROGRAM (STIP)

TRANSIT ELEMENT

Summary Re-cap Pages

Fiscal Years 2023 thru 2026

Louisiana Transit STIP - Federal FY 2025
Transit Summary ReCap
 Louisiana State Transportation Improvement Program - STIP

| | Infrastructure Investment and Jobs Estimates | MPO / STATE Request Amt | Notes |
|------------------------------|---|----------------------------|-------|
| 2025 Federal Programs | | | |

| |
|--|
| Sec 5307 - Urban Program (Capital/Operating/Planning) |
|--|

| UZA 200,000 to 999,999 | | | |
|--|----------------------|----------------------|-----|
| Baton Rouge (CATS) | \$ 9,239,602 | \$ 8,721,618 | |
| Lafayette (LTS) | \$ 4,187,735 | \$ 3,336,700 | |
| New Orleans (Orleans, Jefferson, St. Bernard, & St. Charles) | \$ 23,507,848 | \$ 38,988,252 | 3 A |
| Shreveport (SPORTAN) | \$ 6,014,848 | \$ 6,086,092 | |
| Total | \$ 42,950,034 | \$ 57,132,662 | |

| | | | |
|--|----------------------|----------------------|-----|
| UZA 50,000 to 200,000 | | | |
| Alexandria (ATRANS) | \$ 1,706,536 | \$ 2,614,500 | |
| Hammond | \$ 1,284,350 | \$ 1,136,000 | |
| Houma (GET) | \$ 3,195,208 | \$ 2,196,040 | |
| Lake Charles (LCT) | \$ 2,831,023 | \$ 2,445,544 | |
| Monroe (MTS) | \$ 2,544,078 | \$ 2,242,646 | 3 A |
| St. Tammany (Slidell & Mandeville/Covington) | \$ 3,730,219 | \$ 3,361,000 | |
| Total | \$ 15,291,414 | \$ 13,995,730 | |

| |
|--------------------------------------|
| Louisiana State DOTD Programs |
|--------------------------------------|

| | | | |
|--|----------------------|----------------------|--|
| Sec 5303 - Metropolitan Transportation Planning | \$ 1,677,425 | \$ 1,677,425 | |
| Sec 5304 - Statewide and Nonmetropolitan Transportation Planning | \$ 441,150 | \$ 441,150 | |
| Sec 5310 - Seniors & Individuals with Disabilities (Rural) | \$ 1,814,548 | \$ 1,814,548 | |
| Sec 5310 - Seniors & Individuals with Disabilities (Small Urban) | \$ 2,340,670 | \$ 2,340,670 | |
| Sec 5311 - Rural Transit (Operate/Capital/Planning) | \$ 19,069,709 | \$ 19,069,709 | |
| Sec 5311 - Rural Technical Assistance Program (RTAP) | \$ 398,816 | \$ 398,816 | |
| Total | \$ 25,742,319 | \$ 25,742,319 | |

| |
|--|
| Sec 5310 - Enhanced Mobility of Seniors & Individuals with Disabilities |
|--|

| | | | |
|--------------|---------------------|---------------------|--|
| Baton Rouge | \$ 919,258 | \$ - | |
| Lafayette | \$ 401,237 | \$ 33,669 | |
| New Orleans | \$ 1,554,049 | \$ 1,100,000 | |
| Shreveport | \$ 470,740 | | |
| Total | \$ 3,345,285 | \$ 1,133,669 | |

Louisiana Transit STIP - Federal FY 2025
Transit Summary ReCap
 Louisiana State Transportation Improvement Program - STIP

FHWA Flex Funds

Funds - Other

| | | | | |
|---|-----------|------------|---|-------------------|
| Lafayette - Low No Emissions | \$ | 1,265,000 | | |
| Shreveport (SPORTRAN) FFY2024 Low-No Emissions Discretionary | \$ | 11,169,846 | 3 | A |
| New Orleans (Jefferson) FFY 2024 Low-No Emissions Discretionary | \$ | 5,459,550 | 3 | A |
| Total | \$ | - | | |
| | | \$ | | 12,434,846 |

Sec 5309 - Capital Investment Grants

| | | | |
|--------------|-----------|----------|-------------|
| Baton Rouge | | \$ | - |
| New Orleans | \$ | - | |
| Total | \$ | - | \$ - |

Sec 5337 - State of Good Repair

| | | | | |
|--------------------|-----------|------------------|-----------|------------------|
| New Orleans (Rail) | \$ | 7,878,637 | \$ | 6,018,000 |
| New Orleans (HOV) | \$ | 586,761 | \$ | 489,600 |
| Total | \$ | 8,465,398 | \$ | 6,507,600 |

Sec 5339 - Bus & Bus Facilities Program

| | | | | |
|---|-----------|------------------|-----------|-------------------|
| Baton Rouge (CATS) | \$ | 751,705 | \$ | 708,813 |
| Lafayette | \$ | 338,603 | \$ | 4,150,000 |
| Orleans (NORTA) | \$ | 1,780,641 | \$ | 2,309,700 |
| Shreveport | \$ | 498,468 | \$ | 535,957 |
| Monroe (MTS) | \$ | - | \$ | 850,000 |
| Louisiana Urbans Areas 50,000 to 199,999 | \$ | 1,221,306 | \$ | - |
| Louisiana (DOTD) Application State / Territory Allocation | \$ | 4,630,500 | \$ | - |
| Shreveport (SPORTRAN) FFY 2023 Bus and Bus Facilities | | | \$ | 4,000,000 3 A |
| Total | \$ | 9,221,223 | \$ | 12,554,470 |

Explanation Notes

- A = Amendment**
1. MPO Administrative Modification Request (see MPO TIP page for detailed Information)
 2. Request amounts will be adjusted later to reflect the FY 2025 Apportionment and/or clarified further
 3. MPO and/or LADOTD request amounts (see MPO TIP / LADOTD POP to reflect changes in the Amendment)
 4. Amount includes funding from previous year(s) - See MPO TIP / LADOTD POP page for detailed information
 5. STPFLEX Fund transfers (Funds transferred from FHWA to FTA)
 6. CRRSAA funds (Coronavirus Response and Relief Supplemental Appropriations Act, 100% share)

Louisiana Transit STIP - Federal FY 2026
Transit Summary ReCap
 Louisiana State Transportation Improvement Program - STIP

| | Infrastructure Investment and Jobs Est. Unknown | MPO / STATE Request Amt | Notes |
|--|---|----------------------------|-------|
|--|---|----------------------------|-------|

| |
|--|
| Sec 5307 - Urban Program (Capital/Operating/Planning) |
|--|

| UZA 200,000 to 999,999 | | | |
|--|----------------------|----------------------|--|
| Baton Rouge (CATS) | \$ 9,701,583 | \$ 8,983,267 | |
| Lafayette (LTS) | \$ 4,397,122 | \$ 3,336,700 | |
| Orleans (Orleans, Jefferson, St. Bernard, & St. Charles) | \$ 24,683,240 | \$ 21,765,200 | |
| Shreveport (SPORTRAN) | \$ 6,315,591 | \$ 6,451,257 | |
| Total | \$ 45,097,535 | \$ 40,536,424 | |

| | | | |
|---|----------------------|----------------------|-----|
| UZA 50,000 to 200,000 | | | |
| Alexandria (ATRANS) | \$ 1,791,863 | \$ 1,500,000 | |
| Hammond | \$ 1,348,568 | \$ 1,160,000 | |
| Houma (GET) | \$ 3,354,969 | \$ 2,261,921 | |
| Lake Charles (LCT) | \$ 2,972,574 | \$ 1,977,490 | |
| Monroe (MTS) | \$ 2,671,282 | \$ 2,242,646 | 3 A |
| St. Tammany (Slidell & Mandeville/Covington) | \$ 3,916,729 | \$ 3,427,000 | |
| Total | \$ 16,055,984 | \$ 12,569,057 | |

| |
|--------------------------------------|
| Louisiana State DOTD Programs |
|--------------------------------------|

| | | | |
|--|----------------------|----------------------|--|
| Sec 5303 - Metropolitan Transportation Planning | \$ 1,761,297 | \$ 1,761,297 | |
| Sec 5304 - Statewide and Nonmetropolitan Transportation Planning | \$ 463,208 | \$ 463,208 | |
| Sec 5310 - Seniors & Individuals with Disabilities (Rural) | \$ 1,905,276 | \$ 1,905,276 | |
| Sec 5310 - Seniors & Individuals with Disabilities (Small Urban) | \$ 2,457,704 | \$ 2,457,704 | |
| Sec 5311 - Rural Transit (Operate/Capital/Planning) | \$ 20,023,195 | \$ 20,023,195 | |
| Sec 5311 - Rural Technical Assistance Program (RTAP) | \$ 418,756 | \$ 418,756 | |
| Total | \$ 27,029,435 | \$ 27,029,435 | |

| |
|--|
| Sec 5310 - Enhanced Mobility of Seniors & Individuals with Disabilities |
|--|

| | | | |
|--------------|---------------------|---------------------|--|
| Baton Rouge | \$ 965,221 | \$ - | |
| Lafayette | \$ 421,299 | \$ 33,669 | |
| New Orleans | \$ 1,631,752 | \$ 1,250,000 | |
| Shreveport | \$ 494,277 | \$ - | |
| Total | \$ 3,512,549 | \$ 1,283,669 | |

Louisiana Transit STIP - Federal FY 2026
Transit Summary ReCap
 Louisiana State Transportation Improvement Program - STIP

Flexible Funds - Other

| | | | | |
|--|-----------|----------|-----------|------------------|
| Baton Rouge - Low or No Emission Grant | | | | |
| Lafayette - Low or No Emission Grant | \$ | - | \$ | 1,265,000 |
| Total | \$ | - | \$ | 1,265,000 |

Sec 5309 - Capital Investment Grants

| | | | | |
|--------------|-----------|----------|-----------|----------|
| | \$ | - | \$ | - |
| | \$ | - | \$ | - |
| | \$ | - | \$ | - |
| Total | \$ | - | \$ | - |

Sec 5337 - State of Good Repair

| | | | | |
|--------------------|-----------|------------------|-----------|------------------|
| New Orleans (Rail) | \$ | 8,272,569 | \$ | 6,138,000 |
| New Orleans (HOV) | \$ | 616,099 | \$ | 499,400 |
| Total | \$ | 8,888,668 | \$ | 6,637,400 |

Sec 5339 - Bus & Bus Facilities Program

| | | | | |
|---|-----------|------------------|-----------|------------------|
| Baton Rouge (CATS) | \$ | 822,553 | \$ | 730,077 |
| Lafayette (LTS) | \$ | 370,515 | \$ | 4,150,000 |
| Orleans (NORTA) | \$ | 1,948,464 | \$ | 2,356,000 |
| Shreveport (SPORTRAN) | \$ | 545,447 | \$ | 568,115 |
| Louisiana (DOTD) Urbans Areas 50,000 to 199,999 | \$ | 1,282,371 | \$ | - |
| Louisiana (DOTD) State / Territory Allocation | \$ | 4,862,025 | \$ | - |
| Total | \$ | 9,831,376 | \$ | 7,804,192 |

Explanation Notes

A = Amendment

1. MPO Administrative Modification Request (see MPO TIP page for detailed Information)
2. Request amounts will be adjusted later to reflect the FY 2026 Apportionment and/or clarified further
3. MPO and or LADOTD request amounts (see MPO TIP / LADOTD POP to reflect changes in the Amendment)
4. Amount includes funding from previous year(s) - See MPO TIP / LADOTD POP page for detailed information
5. STPFLEX Fund transfers (Funds transferred from FHWA to FTA)

Shreveport Urban Area

Northwest Louisiana Council of Government (NLCOG)
LADOTD Transit STIP 2023-2026



Northwest Louisiana Council of Governments
The MPO for the Shreveport/Bossier City Metropolitan Area

October 30th, 2024

Mr. Joe Donahue, Secretary
 Louisiana Department of Transportation and Development
 PO Box 94245
 Baton Rouge, Louisiana 70804-9245

Re: FFY2023-2026 TIP Amendment #10302024-01: NLCOG is requesting to update SPORTRAN's FTA Section 5339b (rural funding assistance – bus and bus facilities) in FFY 2025. **As per NLCOG's TIP guidelines, new grant assistance is considered an Amendment to NLCOG's FFY 2024 TIP Transit Program. Further, the original TIP Amendment was adopted during NLCOG's 08.16.2024 Transportation Policy Committee meeting following the required solicitation of public comment period. This Modification updates the original request (08.16.2024) to reflect the grant's funding availability to move from FFY 2024 to FFY 2025**

Dear Secretary Donahue,

Please be advised that the Northwest Louisiana Council of Governments (NLCOG) will **Modify** the Northwest Louisiana Metropolitan Planning Area FFY2023-2026 Transportation Improvement Program (TIP – Transit Section) for Fiscal Year 2025.

| | |
|------------------------------------|---|
| Grantee (Sponsor): | City of Shreveport for SPORTRAN |
| Federal Funding Program Source: | FTA Sect. 5339b (rural assistance – bus and bus facilities) |
| Federal Fiscal Year/Year of Award: | FFY 2025 |

Amendment Request: Add TIP 5339b Transit Program FFY 2025



| | | | | | | |
|--------------------------------|-------------------|---------|------|--------------------|--------------------|--------------------|
| Bus and Bus Facilities (Rural) | FTA Sect. 5339(b) | 80 / 20 | 2025 | \$5,000,000 | \$4,000,000 | \$1,000,000 |
| TIP FFY 2024: | | | | \$5,000,000 | \$4,000,000 | \$1,000,000 |

Amend SPORTRAN's 5339b Program in FFY 2025 pg. 65: TIP FFY2023-FFY2026

Federal Fiscal Year 2025***

| MPO Assistance ID | Project Name | Federal Statute ID | Federal / Local Share (%) | Anticipated Apportion. (FFY) | Total Project Cost | Federal Share | Local Share |
|---|---|--------------------|---------------------------|------------------------------|------------------------|------------------------|-----------------------|
| 5307-25-01 | Preventive Maintenance | FTA Sect. 5307 | 80 / 20 | 2025 | \$2,530,909.00 | \$2,024,727.20 | \$506,181.80 |
| 5307-25-02 | Operating Assistance | FTA Sect. 5307 | 80 / 20 | 2025 | \$4,287,657.60 | \$3,430,126.08 | \$857,531.52 |
| 5307-25-03 | Non-Fixed Route ADA Paratransit Service | FTA Sect. 5307 | 80 / 20 | 2025 | \$521,069.50 | \$416,855.60 | \$104,213.90 |
| 5307-25-04 | Support Equipment & Service Vehicles | FTA Sect. 5307 | 80 / 20 | 2025 | \$267,978.60 | \$214,382.88 | \$53,595.72 |
| Capital Budget (5307) Sub-total: | | | | | \$7,607,614.70 | \$6,086,091.76 | \$1,521,522.94 |
| 5339-25-01 | Bus and Bus Facilities (Rural) | FTA Sect. 5339(b) | 80 / 20 | 2025 | \$5,000,000 | \$4,000,000 | \$1,000,000 |
| New Bus Facilities/Innovative Technology (5339) Sub-total: | | | | | \$5,000,000 | \$4,000,000 | \$1,000,000 |
| PROGRAM TOTALS FFY 2025: | | | | | \$12,607,614.70 | \$10,086,091.76 | \$2,521,522.94 |


Requested TIP Amendment shown in Yellow

*As per FTA (Calculate Local Share): <https://www.transit.dot.gov/how-does-20-match-work-it-20-amount-grant-funding-fta-apportioned-or-20-total-combined-funding-level>

To enhance public involvement in the MPO's transportation planning process, an electronic copy of the current TIP, as well as the listing of amendments and/or modifications brought before the MPO Transportation Policy Committee can be tracked through NLCOG's online presence: <http://www.nlcog.org/trans.html>

If you have any further questions regarding this TIP modification, feel free to contact me at your convenience.

Sincerely,



J. Kent Rogers
Secretary - MPO Transportation Policy Committee



Northwest Louisiana Council of Governments
The MPO for the Shreveport/Bossier City Metropolitan Area

October 30th, 2024

Mr. Joe Donahue, Secretary
Louisiana Department of Transportation and Development
PO Box 94245
Baton Rouge, Louisiana 70804-9245

Re: FFY2023-2026 TIP Amendment #10302024-02: On July 9th, 2024, FTA Awarded SPORTRAN (City of Shreveport) a Low-No Emission Vehicle Program Grant Assistance (FTA Section 5339c). **As per NLCOG's TIP guidelines, new grant assistance is considered an Amendment to NLCOG's FFY 2024 TIP Transit Program. Further, the original TIP Amendment was adopted during NLCOG's 08.16.2024 Transportation Policy Committee meeting following the required solicitation of public comment period. This Modification updates the original request (08.16.2024) to reflect the grant's funding availability to move from FFY 2024 to FFY 2025**

Dear Secretary Donahue,

Please be advised that the Northwest Louisiana Council of Governments (NLCOG) will **Modify** the Northwest Louisiana Metropolitan Planning Area FFY2023-2026 Transportation Improvement Program (TIP – Transit Section) for Fiscal Year 2025.

Grantee (Sponsor): City of Shreveport for SPORTRAN
Federal Funding Program Source: FTA Sect. 5339c
Federal Fiscal Year/Year of Award: FFY 2025

Amendment Request: Add TIP 5339b Transit Program FFY 2025



| | | | | | | |
|----------------------------------|-----------------|---------|------|------------------------|---------------------|-----------------------|
| Low-No Emissions Vehicle Program | FTA Sect. 5339c | 85 / 15 | 2025 | \$13,140,995.30 | \$11,169,846 | \$1,971,149.29 |
| TIP FFY 2025: | | | | \$13,140,995.30 | \$11,169,846 | \$1,971,149.29 |

Amend SPORTRAN's 5339b Program in FFY 2025 pg. 65: TIP FFY2023-FFY2026

Federal Fiscal Year 2025***

| MPO Assistance ID | Project Name | Federal Statute ID | Federal / Local Share (%) | Anticipated Apportion. (FFY) | Total Project Cost | Federal Share | Local Share |
|---|---|--------------------|---------------------------|------------------------------|------------------------|------------------------|-----------------------|
| 5307-25-01 | Preventive Maintenance | FTA Sect. 5307 | 80 / 20 | 2025 | \$2,530,909.00 | \$2,024,727.20 | \$506,181.80 |
| 5307-25-02 | Operating Assistance | FTA Sect. 5307 | 80 / 20 | 2025 | \$4,287,657.60 | \$3,430,126.08 | \$857,531.52 |
| 5307-25-03 | Non-Fixed Route ADA Paratransit Service | FTA Sect. 5307 | 80 / 20 | 2025 | \$521,069.50 | \$416,855.60 | \$104,213.90 |
| 5307-25-04 | Support Equipment & Service Vehicles | FTA Sect. 5307 | 80 / 20 | 2025 | \$267,978.60 | \$214,382.88 | \$53,595.72 |
| Capital Budget (5307) Sub-total: | | | | | \$7,607,614.70 | \$6,086,091.76 | \$1,521,522.94 |
| 5339-25-01 | Bus and Bus Facilities (Rural) | FTA Sect. 5339(b) | 80 / 20 | 2025 | \$5,000,000 | \$4,000,000 | \$1,000,000 |
| 5339-25-02 | Low-No Emissions Vehicle Program | FTA Sect. 5339(c) | 85 / 15 | 2025 | \$13,140,995.30 | \$11,169,846 | \$1,971,149.29 |
| New Bus Facilities/Innovative Technology (5339) Sub-total: | | | | | \$18,140,995.30 | \$15,169,846.00 | \$2,971,149.29 |
| PROGRAM TOTALS FFY 2025: | | | | | \$25,748,610.00 | \$21,255,937.76 | \$4,492,672.23 |


Requested TIP Amendment shown in Yellow

***As per FTA (Calculate Local Share):** <https://www.transit.dot.gov/how-does-20-match-work-it-20-amount-grant-funding-fta-apportioned-or-20-total-combined-funding-level>

To enhance public involvement in the MPO's transportation planning process, an electronic copy of the current TIP, as well as the listing of amendments and/or modifications brought before the MPO Transportation Policy Committee can be tracked through NLCOG's online presence: <http://www.nlcog.org/trans.html>

If you have any further questions regarding this TIP modification, feel free to contact me at your convenience.

Sincerely,



J. Kent Rogers
Secretary - MPO Transportation Policy Committee

New Orleans Urban Area

Regional Planning Commission (RPC)

(for Jefferson, Orleans, Plaquemines, St. Bernard & St. Tammany Parishes)

LADOTD Transit STIP 2023-2026

REGIONAL PLANNING COMMISSION

JEFFERSON, ORLEANS, PLAQUEMINES, ST. BERNARD, ST. CHARLES, ST. JOHN THE BAPTIST,
ST. TAMMANY AND TANGIPAHOA PARISHES

August 14, 2023

Ms. Tina Athalone
Public Transportation Director
Louisiana Department of Transportation
and Development
Post Office Box 94245
Baton Rouge, LA 70804-9245

Re: FY 2024 New Orleans UZA Transit TIP


Dear Ms. Athalone

Please accept these amendments to the Transit Element of the Regional Planning Commission's FY 24 Transportation Improvement Programs (TIP) for the New Orleans UZA for inclusion in the State Transportation Improvement Plan (STIP).

In the New Orleans Urbanized Area of Jefferson Parish, Jefferson Parish Transit has received a 5339 (c), Low or No Emissions grant that will be used for hybrid buses.

The Policy Board and Commission approved these amendments on August 13, 2024. If you have any questions or need additional information, please advise.

Sincerely,



Jason Sappington
Deputy Director

cc: Michelle Bloomer, FTA
Ninette Barrios, Transit Director

2024 Transportation Improvement Program - Transit Element

| Project | Parish | Total Cost | Section 5307 | Section 5337 (Rail) | Section 5337 (HOV) | Section 5339 | Section 5310 | Other | Total Federal | Local Match | Comments |
|---------------------------------------|------------------|-------------------|------------------|---------------------|--------------------|--------------------|------------------|-------|-------------------|------------------|----------------------------------|
| Demand Response Vehicles | Region | 1,748,533 | | | | | 1,398,826 | | 1,398,826 | 349,707 | |
| Total Region FY-24 | | 1,748,533 | 0 | 0 | 0 | | 1,398,826 | | 1,398,826 | 349,707 | |
| Total Region | | 1,748,533 | 0 | 0 | 0 | | 1,398,826 | | 1,398,826 | 349,707 | |
| Transit Security 1% | Jefferson | 96,587 | 77,270 | | | | | | 77,270 | 19,317 | |
| Transit Safety .75% | Jefferson | 72,441 | 57,953 | | | | | | 57,953 | 14,488 | |
| Fixed Route Bus | Jefferson | 942,165 | 800,840 | | | | | | 800,840 | 141,325 | RS |
| Preventative Maintenance | Jefferson | 1,485,000 | 1,188,000 | | | | | | 1,188,000 | 297,000 | RS |
| Operating Assistance - Fixed Route | Jefferson | 5,000,000 | 2,500,000 | | | | | | 2,500,000 | 2,500,000 | |
| Rehab/Renov ADA Access | Jefferson | 329,208 | 279,827 | | | | | | 279,827 | 49,381 | FA |
| Rehab-Westbank Terminal | Jefferson | 1,043,888 | 835,110 | | | | | | 835,110 | 208,778 | FA |
| Bus Lifts | Jefferson | 150,000 | 120,000 | | | | | | 120,000 | 30,000 | EQ |
| Planning | Jefferson | 0 | 0 | | | | | | 0 | 0 | |
| Fixed Route Bus | Jefferson | 550,732 | | | | 495,659 | | | 495,659 | 87,469 | RS |
| Preventative Maintenance (HOV) | Jefferson | 449,549 | | | 359,639 | | | | 359,639 | 89,910 | RS |
| Low-No Emissions Buses | Jefferson | 6,423,000 | | | | 5,459,550.0 | | | 5,459,550 | 963,450 | 5339 (c) Low/No Emissions |
| Total Jefferson FY-24 | | 16,542,570 | 5,859,000 | 0 | 359,639 | 495,659 | 0.0 | | 12,173,848 | 4,401,118 | |
| Total Jefferson | | 16,542,570 | 5,859,000 | 0 | 359,639 | 495,659 | 0.0 | | 12,173,848 | 4,401,118 | |
| Preventative Maintenance (Bus) | Orleans (RTA) | 15,609,649 | 12,487,719 | | | | | | 12,487,719 | 3,121,930 | RS |
| Security Requirement 1% | Orleans (RTA) | 178,355 | 142,684 | | | | | | 142,684 | 35,671 | |
| Safety .75% | Orleans (RTA) | 133,766 | 107,013 | | | | | | 107,013 | 26,753 | |
| City of Kenner | Jefferson (RTA) | 200,000 | 160,000 | | | | | | 160,000 | 40,000 | |
| Administrative Support | Orleans (RTA) | 535,064 | 428,051 | | | | | | 428,051 | 107,013 | |
| Bus Yard Punch Tag | Orleans (RTA) | 130,829 | 104,663 | | | | | | 104,663 | 26,166 | FA |
| Bus Engine Repower | Orleans (RTA) | 1,047,835 | 838,268 | | | | | | 838,268 | 209,567 | RS |
| Preventative Maintenance (Ferry) | Orleans (RTA) | 757,813 | 606,250 | | | | | | 606,250 | 151,563 | RS |
| Administrative Support (Ferry) | Orleans (RTA) | 23,438 | 18,750 | | | | | | 18,750 | 4,688 | |
| Preventative Maintenance (Rail) | Orleans (RTA) | 3,016,258 | | 2,413,006 | | | | | 2,413,006 | 603,252 | RS |
| Administrative Support (Rail) | Orleans (RTA) | 256,900 | | 205,520 | | | | | 205,520 | 51,380 | |
| Streetcar APC Upgrades | Orleans (RTA) | 75,000 | | 60,000 | | | | | 60,000 | 15,000 | RS |
| Traction Power Services Vehicles | Orleans (RTA) | 600,000 | | 480,000 | | | | | 480,000 | 120,000 | RS |
| Streetcar AC Unit Replacement | Orleans (RTA) | 700,000 | | 560,000 | | | | | 560,000 | 140,000 | RS |
| Streetcar Wheel Replacement | Orleans (RTA) | 574,183 | | 459,346 | | | | | 459,346 | 114,837 | RS |
| St. Charles Loop Phase 4-Construction | Orleans (RTA) | 3,340,979 | | 2,672,783 | | | | | 2,672,783 | 668,196 | IN |
| Preventive Maintenance (HOV) | Orleans (RTA) | 436,063 | | | | 348,850 | | | 348,850 | 87,213 | RS |
| Administrative Support (HOV) | Orleans (RTA) | 13,486 | | | | 10,789 | | | 10,789 | 2,697 | |
| Canal Depot Bus Lift Replacement | Orleans (RTA) | 1,497,359 | | | | | 1,197,887 | | 1,197,887 | 299,472 | EQ |

| | | | | | | | | | | | |
|---|-----------------------|-------------------|-------------------|------------------|----------------|------------------|------------------|----------------|-------------------|-------------------|------------------------------|
| Ferry Boat Program | Orleans (RTA) | 999,996 | | | | | | 199,999 | 999,996 | 199,999 | FY22 Passenger Ferry Program |
| Total Orleans FY-24 | | 30,126,973 | 14,893,399 | 6,850,656 | 359,639 | 1,197,887 | 0.0 | 199,999 | 24,301,578 | 6,025,394 | |
| Total Orleans | | 30,126,973 | 14,893,399 | 6,850,656 | 359,639 | 1,197,887 | 0.0 | 199,999 | 24,301,578 | 6,025,394 | |
| Preventative Maintenance | St. Bernard (SBURT) | 250,000 | 200,000 | | | | | | 200,000 | 50,000 | RS |
| Total St. Bernard FY-24 | | 250,000 | 200,000 | 0 | 0 | 0.0 | 0.0 | | 200,000 | 50,000 | |
| Total St. Bernard | | 250,000 | 200,000 | 0 | 0 | 0.0 | 0.0 | | 200,000 | 50,000 | |
| Replacement Radios | River Parishes (RPTA) | 35,000 | 28,000 | | | | | | 28,000 | 7,000 | RS |
| Replacement Phones | River Parishes (RPTA) | 12,500 | 10,000 | | | | | | 10,000 | 2,500 | RS |
| Replacement Vehicles | River Parishes (RPTA) | 337,647 | 287,000 | | | | | | 287,000 | 50,647 | RS |
| Total St. John/St. Charles FY-24 | | 385,147 | 325,000 | 0 | 0 | 0.0 | 0.0 | | 325,000 | 60,147 | |
| Total St. John/St. Charles | | 385,147 | 325,000 | 0 | 0 | 0.0 | 0.0 | | 325,000 | 60,147 | |
| Ferry Preventative Maintenance | | 406,250 | 325,000 | | | | | | 325,000 | 81,250 | RS |
| Ferry Preventative Maintenance | | 330,000 | 264,000 | | | | | | 264,000 | 66,000 | FY19 |
| Total Plaquemines FY-24 | | 736,250 | 589,000 | 0 | 0 | 0.0 | 0.0 | | 589,000 | 147,250 | |
| Total Plaquemines | | 736,250 | 589,000 | 0 | 0 | 0.0 | 0.0 | | 589,000 | 147,250 | |
| TOTAL FY-24 | | 49,789,473 | 21,866,399 | 6,850,656 | 719,278 | 1,693,546 | 1,398,826 | 199,999 | 38,988,251 | 11,033,616 | |
| TOTAL | | 49,789,473 | 21,866,399 | 6,850,656 | 719,278 | 1,693,546 | 1,398,826 | 199,999 | 38,988,251 | 11,033,616 | |

** State of Good Repair Abbreviations: RS (Rolling Stock); FA (Facilities); EQ (Equipment); IN (Infrastructure)

| | \$ Amount | \$ Percent |
|----------------|------------|------------|
| Rolling Stock | 27,535,644 | 55.30% |
| Infrastructure | 3,340,979 | 6.71% |
| Facilities | 1,503,925 | 3.02% |
| Equipment | 1,647,359 | 3.31% |

REGIONAL PLANNING COMMISSION

JEFFERSON, ORLEANS, PLAQUEMINES, ST. BERNARD, ST. CHARLES, ST. JOHN THE BAPTIST,
ST. TAMMANY AND TANGIPAHOA PARISHES

October 8, 2024

Ms. Tina Athalone
Public Transportation Director
Louisiana Department of Transportation
and Development
Post Office Box 94245
Baton Rouge, LA 70804-9245

Re: FY24 New Orleans UZA Transit TIP Amendment

Dear Ms. Athalone

Please accept this amendment to the Transit Element of the Regional Planning Commission's FY24 Transportation Improvement Programs (TIP) for the New Orleans Urbanized Area (UZA), submitted for inclusion in the State Transportation Improvement Plan (STIP).

Jefferson Parish Transit is reallocating funds from Section 5307 transit element Preventative Maintenance to Project Administration, in the New Orleans Urbanized Area of Jefferson Parish.

The Policy Board and Commission approved these amendments on October 8, 2024. If you have any questions or require further information, please advise.

Sincerely,



Jason Sappington
Deputy Director

cc: Michelle Bloomer, FTA
Ninette Barrios, Transit Director

2024 Transportation Improvement Program - Transit Element

| Project | Parish | Total Cost | Section 5307 | Section 5337 (Rail) | Section 5337 (HOV) | Section 5339 | Section 5310 | Other | Total Federal | Local Match | Comments |
|---------------------------------------|------------------|-------------------|------------------|---------------------|--------------------|----------------|------------------|-------|-------------------|------------------|---------------------------|
| Demand Response Vehicles | Region | 1,748,533 | | | | | 1,398,826 | | 1,398,826 | 349,707 | |
| Total Region FY-24 | | 1,748,533 | 0 | 0 | 0 | | 1,398,826 | | 1,398,826 | 349,707 | |
| Total Region | | 1,748,533 | 0 | 0 | 0 | | 1,398,826 | | 1,398,826 | 349,707 | |
| Transit Security 1% | Jefferson | 96,587 | 77,270 | | | | | | 77,270 | 19,317 | |
| Transit Safety .75% | Jefferson | 72,441 | 57,953 | | | | | | 57,953 | 14,488 | |
| Fixed Route Bus | Jefferson | 942,165 | 800,840 | | | | | | 800,840 | 141,325 | RS |
| Preventative Maintenance | Jefferson | 1,085,000 | 868,000 | | | | | | 868,000 | 217,000 | RS |
| Operating Assistance - Fixed Route | Jefferson | 5,000,000 | 2,500,000 | | | | | | 2,500,000 | 2,500,000 | |
| Rehab/Renov ADA Access | Jefferson | 329,208 | 279,827 | | | | | | 279,827 | 49,381 | FA |
| Rehab-Westbank Terminal | Jefferson | 1,043,888 | 835,110 | | | | | | 835,110 | 208,778 | FA |
| Bus Lifts | Jefferson | 150,000 | 120,000 | | | | | | 120,000 | 30,000 | EQ |
| Project Administration | Jefferson | 400,000 | 320,000 | | | | | | 320,000 | 80,000 | |
| Fixed Route Bus | Jefferson | 550,732 | | | | 495,659 | | | 495,659 | 87,469 | RS |
| Preventative Maintenance (HOV) | Jefferson | 449,549 | | | 359,639 | | | | 359,639 | 89,910 | RS |
| Low-No Emissions Buses | Jefferson | 6,423,000 | | | | 5,459,550.0 | | | 5,459,550 | 963,450 | 5339 (c) Low/No Emissions |
| Total Jefferson FY-24 | | 16,542,570 | 5,859,000 | 0 | 359,639 | 495,659 | 0.0 | | 12,173,848 | 4,401,118 | |
| Total Jefferson | | 16,542,570 | 5,859,000 | 0 | 359,639 | 495,659 | 0.0 | | 12,173,848 | 4,401,118 | |
| Preventative Maintenance (Bus) | Orleans (RTA) | 15,609,649 | 12,487,719 | | | | | | 12,487,719 | 3,121,930 | RS |
| Security Requirement 1% | Orleans (RTA) | 178,355 | 142,684 | | | | | | 142,684 | 35,671 | |
| Safety .75% | Orleans (RTA) | 133,766 | 107,013 | | | | | | 107,013 | 26,753 | |
| City of Kenner | Jefferson (RTA) | 200,000 | 160,000 | | | | | | 160,000 | 40,000 | |
| Administrative Support | Orleans (RTA) | 535,064 | 428,051 | | | | | | 428,051 | 107,013 | |
| Bus Yard Punch Tag | Orleans (RTA) | 130,829 | 104,663 | | | | | | 104,663 | 26,166 | FA |
| Bus Engine Repower | Orleans (RTA) | 1,047,835 | 838,268 | | | | | | 838,268 | 209,567 | RS |
| Preventative Maintenance (Ferry) | Orleans (RTA) | 757,813 | 606,250 | | | | | | 606,250 | 151,563 | RS |
| Administrative Support (Ferry) | Orleans (RTA) | 23,438 | 18,750 | | | | | | 18,750 | 4,688 | |
| Preventative Maintenance (Rail) | Orleans (RTA) | 3,016,258 | | 2,413,006 | | | | | 2,413,006 | 603,252 | RS |
| Administrative Support (Rail) | Orleans (RTA) | 256,900 | | 205,520 | | | | | 205,520 | 51,380 | |
| Streetcar APC Upgrades | Orleans (RTA) | 75,000 | | 60,000 | | | | | 60,000 | 15,000 | RS |
| Traction Power Services Vehicles | Orleans (RTA) | 600,000 | | 480,000 | | | | | 480,000 | 120,000 | RS |
| Streetcar AC Unit Replacement | Orleans (RTA) | 700,000 | | 560,000 | | | | | 560,000 | 140,000 | RS |
| Streetcar Wheel Replacement | Orleans (RTA) | 574,183 | | 459,346 | | | | | 459,346 | 114,837 | RS |
| St. Charles Loop Phase 4-Construction | Orleans (RTA) | 3,340,979 | | 2,672,783 | | | | | 2,672,783 | 668,196 | IN |
| Preventive Maintenance (HOV) | Orleans (RTA) | 436,063 | | | 348,850 | | | | 348,850 | 87,213 | RS |
| Administrative Support (HOV) | Orleans (RTA) | 13,486 | | | 10,789 | | | | 10,789 | 2,697 | |
| Canal Depot Bus Lift Replacement | Orleans (RTA) | 1,497,359 | | | | 1,197,887 | | | 1,197,887 | 299,472 | EQ |

| | | | | | | | | | | | |
|---|-----------------------|-------------------|-------------------|------------------|----------------|------------------|------------------|----------------|-------------------|-------------------|------------------------------|
| Ferry Boat Program | Orleans (RTA) | 999,996 | | | | | | 199,999 | 999,996 | 199,999 | FY22 Passenger Ferry Program |
| Total Orleans FY-24 | | 30,126,973 | 14,893,399 | 6,850,656 | 359,639 | 1,197,887 | 0.0 | 199,999 | 24,301,578 | 6,025,394 | |
| Total Orleans | | 30,126,973 | 14,893,399 | 6,850,656 | 359,639 | 1,197,887 | 0.0 | 199,999 | 24,301,578 | 6,025,394 | |
| Preventative Maintenance | St. Bernard (SBURT) | 250,000 | 200,000 | | | | | | 200,000 | 50,000 | RS |
| Total St. Bernard FY-24 | | 250,000 | 200,000 | 0 | 0 | 0.0 | 0.0 | | 200,000 | 50,000 | |
| Total St. Bernard | | 250,000 | 200,000 | 0 | 0 | 0.0 | 0.0 | | 200,000 | 50,000 | |
| Replacement Radios | River Parishes (RPTA) | 35,000 | 28,000 | | | | | | 28,000 | 7,000 | RS |
| Replacement Phones | River Parishes (RPTA) | 12,500 | 10,000 | | | | | | 10,000 | 2,500 | RS |
| Replacement Vehicles | River Parishes (RPTA) | 337,647 | 287,000 | | | | | | 287,000 | 50,647 | RS |
| Total St. John/St. Charles FY-24 | | 385,147 | 325,000 | 0 | 0 | 0.0 | 0.0 | | 325,000 | 60,147 | |
| Total St. John/St. Charles | | 385,147 | 325,000 | 0 | 0 | 0.0 | 0.0 | | 325,000 | 60,147 | |
| Ferry Preventative Maintenance | | 406,250 | 325,000 | | | | | | 325,000 | 81,250 | RS |
| Ferry Preventative Maintenance | | 330,000 | 264,000 | | | | | | 264,000 | 66,000 | FY19 |
| Total Plaquemines FY-24 | | 736,250 | 589,000 | 0 | 0 | 0.0 | 0.0 | | 589,000 | 147,250 | |
| Total Plaquemines | | 736,250 | 589,000 | 0 | 0 | 0.0 | 0.0 | | 589,000 | 147,250 | |
| TOTAL FY-24 | | 49,789,473 | 21,866,399 | 6,850,656 | 719,278 | 1,693,546 | 1,398,826 | 199,999 | 38,988,251 | 11,033,616 | |
| TOTAL | | 49,789,473 | 21,866,399 | 6,850,656 | 719,278 | 1,693,546 | 1,398,826 | 199,999 | 38,988,251 | 11,033,616 | |

** State of Good Repair Abbreviations: RS (Rolling Stock); FA (Facilities); EQ (Equipment); IN (Infrastructure)


| | \$ Amount | \$ Percent |
|----------------|------------|------------|
| Rolling Stock | 27,135,644 | 54.50% |
| Infrastructure | 3,340,979 | 6.71% |
| Facilities | 1,503,925 | 3.02% |
| Equipment | 1,647,359 | 3.31% |

Amendment Considered at Meeting of October 08, 2024
FY 2024 Transportation Improvement Program
New Orleans Region
Transit Element - Financially Constrained

| Project | Agency | Estimated Cost | 5307 | Other | Local Match | Comments |
|------------------------|--------------------------|----------------|---------|-------|-------------|----------|
| Project Administration | Jefferson Parish Transit | 400,000 | 320,000 | | 80,000 | |

The above TIP Amendments (New Orleans Urbanized Area Highway Elements) were approved at the October 8, 2024 meeting.

Jaclyn Hotard, Chairwoman, St. John The Baptist Parish President



Monroe Urban Area

Ouachita Council of Governments (OCOG)

LADOTD Transit STIP 2023-2026



OUACHITA COUNCIL OF GOVERNMENTS

Monroe

West Monroe

Ouachita Parish

3000 KILPATRICK BLVD • MONROE, LOUISIANA 71201

October 4, 2024

Ms. Tina Athalone
Public Transportation Director
Louisiana Department of Transportation and Development
P.O. Box 94245
Baton Rouge, LA 70804-9245

RE: Monroe Transit System FY24 Projected Financial Plan TIP Amend.

Dear Ms. Athalone:

Please accept this Amendment to the Transit Element of the North Delta Regional Planning and Development Districts' FY24 Transportation Improvement Program (TIP) for the Monroe UZA for inclusion in the State Transportation Improvement Plan (STIP).

The purpose of this Amendment is to align our allocation in the Transit TIP with the actual FTA total and adhere to regulatory requirements for proper funding distribution of FY24 Section 5307 to FTA's full allocation of \$2,242,646. As you know, these are the total funds for the Monroe Transit System (MTS) FY24 Section 5307.

The need for this amendment is due to Michelle Bloomer identifying the initial funding amount as inaccurate for the MTS Section 5307 FY24 programs and projects totaling \$928,000. Under FTA guidance, MTS has accepted an Amendment as the necessary step to adjust the amount accordingly to the FTA FY24 Section 5307 full allocated amount of \$2,242,646. Please find attached the revised documentation reflecting the correct allocation amount.

If you have any questions or need additional information, please get in touch with me at (318) 387-2572 or doug@northdelta.org.

Sincerely,

Doug Mitchell,
Executive Director

cc: Marc Keenan, MTS

Amendment: September 23, 2024
FY 2023-2026 Transportation Improvement Program
Monroe Region
Transit Element - Financially Constrained

| Project | Agency | Estimated Cost | Split | 5307 | Other | Local Match | Comments |
|--------------------------|---------------|-----------------------|--------------|---------------------|--------------|---------------------|-----------------|
| Capital | MTS | \$ 750,000 | 80/20 | \$ 600,000 | | \$ 150,000 | FY 2024 |
| Operating | | \$ 2,485,292 | 50/50 | \$ 1,242,646 | | \$ 1,242,646 | |
| Preventative Maintenance | | \$ 500,000 | 80/20 | \$ 400,000 | | \$ 100,000 | |
| TOTAL | | \$ 3,735,292 | | \$ 2,242,646 | | \$ 1,819,646 | |

MONROE TRANSIT PROJECTED FINANCIAL PLAN FOR FY 2024 - FY 2028

Section 5307-Capital 80/20

| Project Description | Fed FY 24 | Fed FY 25 | Fed FY 26 | Fed FY 27 | Fed FY 28 |
|--------------------------------|------------|-----------|------------|-----------|-----------|
| Bus Rolling Stock | | 20,000.00 | | 50,000.00 | |
| Bus Stations Stops & Terminals | 350,000.00 | | | | |
| Mobile Fare Collection System | | 60,000.00 | 60,000.00 | | |
| Support Vehicle | 400,000.00 | | | | |
| Metropolitan Planning | | | 70,000.00 | | |
| Bus Support Equip/Facilities | | | | | |
| Federal Share | 600,000.00 | 64,000.00 | 104,000.00 | 40,000.00 | - |
| TOTAL PROJECT | 750,000.00 | 80,000.00 | 130,000.00 | 50,000.00 | - |
| City/Local Share | 150,000.00 | 16,000.00 | 26,000.00 | 10,000.00 | 0.00 |

| | Fed FY 24 | Fed FY 25 | Fed FY 26 | Fed FY 27 | Fed FY 28 |
|-------------------------------------|--------------|--------------|--------------|--------------|--------------|
| Section 5307-Operating 50/50 | | | | | |
| Federal | 1,242,646.00 | 1,678,646.00 | 1,638,646.00 | 1,602,646.00 | 1,642,646.00 |
| City/Local Share | 1,242,646.00 | 1,678,646.00 | 1,638,646.00 | 1,602,646.00 | 1,642,646.00 |
| Total | 2,485,292.00 | 3,357,292.00 | 3,277,292.00 | 3,205,292.00 | 3,285,292.00 |

| | Fed FY 24 | Fed FY 25 | Fed FY 26 | Fed FY 27 | Fed FY 28 |
|--|------------|------------|------------|------------|------------|
| Section 5307-Preventative Maintenance 80/20 | | | | | |
| Federal | 400,000.00 | 500,000.00 | 500,000.00 | 600,000.00 | 600,000.00 |
| City/Local Share | 100,000.00 | 125,000.00 | 125,000.00 | 150,000.00 | 150,000.00 |
| Total | 500,000.00 | 625,000.00 | 625,000.00 | 750,000.00 | 750,000.00 |

| | Fed FY 24 | Fed FY 25 | Fed FY 26 | Fed FY 27 | Fed FY 28 |
|----------------------------|--------------|--------------|--------------|--------------|--------------|
| Section 5307 TOTALS | | | | | |
| Federal Share | 2,242,646.00 | 2,242,646.00 | 2,242,646.00 | 2,242,646.00 | 2,242,646.00 |
| Local Share | 1,492,646.00 | 1,819,646.00 | 1,789,646.00 | 1,762,646.00 | 1,792,646.00 |
| Total Eligible Project | 3,735,292.00 | 4,062,292.00 | 4,032,292.00 | 4,005,292.00 | 4,035,292.00 |

Section 5339 Capital

| Project Description | Fed FY 24 | Fed FY 25 | Fed FY 26 | Fed FY 27 | Fed FY 28 |
|----------------------------------|------------|------------|------------|-----------|-----------|
| Bus Rolling Stock - Electric Bus | | 0.00 | 0.00 | 0.00 | |
| Bus Technology upgrades | | | | | |
| Transit Center Construction | 250,000.00 | 250,000.00 | 250,000.00 | | |
| Electric Charging Station | | 0.00 | 0.00 | 0.00 | |
| Cutaway Bus Procurement | 0.00 | 0.00 | 0.00 | 0.00 | |
| Totals | 250,000.00 | 250,000.00 | 250,000.00 | | |
| Federal | 200,000.00 | 200,000.00 | 200,000.00 | | |
| City | 37,500.00 | 37,500.00 | 50,000.00 | | |

| Project Description | Implementing Agency | Federal FY | Funding Statute | Non-Federal Amount | Federal Amount | Obligation Year |
|--|-----------------------|------------|-----------------|--------------------|----------------|-----------------|
| Bus Fare Collection System | 1513 - City of Monroe | FY 24 | 5307 | \$70,000 | \$280,000 | 2024 |
| Metropolitan Planning - Route Planning for Potential Microtransit Study & Fixed Route Service Revision | 1513 - City of Monroe | FY 25 | 5307 | \$80,000 | \$320,000 | 2024 |
| Bus Stations Stops & Terminals - Bus Stop Covered Shelter Purchase | 1513 - City of Monroe | FY 25 | 5307 | \$4,000 | \$16,000 | 2026 |
| Bus Stations Stops & Terminals - Bus Stop Covered Shelter Purchase | 1513 - City of Monroe | FY 26 | 5307 | \$12,000 | \$48,000 | 2026 |
| Support Vehicle Purchase - Replacement of Admin Staff Cars | 1513 - City of Monroe | FY 26 | 5307 | \$12,000 | \$48,000 | 2026 |
| Support Vehicle Purchase - Replacement of Admin Staff Cars | 1513 - City of Monroe | FY 26 | 5307 | \$14,000 | \$56,000 | 2026 |
| Bus Support Equip/Facilities - Floor Scrubber Replacement | 1513 - City of Monroe | FY 26 | 5307 | \$10,000 | \$40,000 | 2027 |
| Bus Stations Stops & Terminals - Bus Stop Covered Shelter Purchase | 1513 - City of Monroe | FY 27 | 5307 | \$10,000 | \$40,000 | 2027 |
| Bus Stations Stops & Terminals - Bus Stop Covered Shelter Purchase | 1513 - City of Monroe | FY 27 | 5307 | \$10,000 | \$40,000 | 2027 |
| Transit Center Construction - Place Holder for Ongoing Project Based on Available Funding | 1513 - City of Monroe | FY 24 | 5339 | \$50,000 | \$200,000 | 2024 |
| Transit Center Construction - Place Holder for Ongoing Project Based on Available Funding | 1513 - City of Monroe | FY 25 | 5339 | \$50,000 | \$200,000 | 2025 |
| Transit Center Construction - Place Holder for Ongoing Project Based on Available Funding | 1513 - City of Monroe | FY 26 | 5339 | \$50,000 | \$200,000 | 2026 |

Ouachita Council of Governments
Regular Meeting Minutes
September 23, 2024
DRAFT

| | | |
|------------------|---|---|
| Members Present: | Mayor Staci Mitchell City of West Monroe | Thom Hamilton City of West Monroe |
| | Rodney McFarland Monroe City Council | Shane Smiley Ouachita Parish Police Jury |
| | Toni Bacon Ouachita Parish Police Jury | |
| Staff Present: | Doug Mitchell Executive Director | Shelby Rybicki Planner II |
| | Jeff Maxwell CPA | Susan Mitchell Regional Safety Coord. |

A public hearing was held September 23, 2024, at the Council Chambers of the Monroe Government Plaza at 11:30 a.m. to hear comments from the public regarding the Monroe Transit System (MTS) Revised Financial Plan introduced at the previous August 26, 2024, OCOG meeting. There were no comments.

The Ouachita Council of Governments meeting was called to order by Staci Mitchell. The meeting was held in the Council Chambers of the Monroe Government Plaza.

A roll call certified a quorum was present.

A motion was made by Shane Smiley and seconded by Rodney McFarland to approve the August 26, 2024, minutes. Motion carried unanimously.

A motion was made by Shane Smiley and seconded by Toni Bacon to recess OCOG and enter into the Transportation Policy Committee. Motion carried unanimously.

Transportation Policy Committee

A motion was made by Shane Smiley and seconded by Toni Bacon to approve the *MTS Revised Financial Plan TIP Amendment* for adoption. Motion carried unanimously.

A motion was made by Shane Smiley and seconded by Toni Bacon to adjourn the Transportation Policy Committee and reconvene OCOG. Motion carried unanimously.

A motion was made by Thom Hamilton and seconded by Rodney McFarland to ratify the actions of the Transportation Policy Committee. Motion carried unanimously.

A motion was made by Toni Bacon and seconded by Shane Smiley to accept the Budget to Actual Report as presented by Jeff Maxwell. Motion carried unanimously.

Susan Gentry presented the NELA Destination Zero Deaths Highway Safety Report. In her presentation, she highlighted her participation in several recent conferences and events, including National Seat Check Saturday, the Child Passenger Safety CEU Conference, the Impaired Driving and Traffic Safety

Conference, and Operation Lifesaver Rail Safety Day. She also provided the total number of fatal crashes recorded in Northeast Louisiana for the current year.

Mayor Staci Mitchell informed OCOG that the USDOT Safe Streets and Roads for All Implementation Grant application was denied. A meeting will be scheduled to discuss improvements to the application before the next grant cycle opens.

Ambulance Advisory Board

No report.

Long-Term Recovery Board

No report.

Northeast Delta Human Services Board

No report.

There being no other business a motion was made by Thom Hamilton and seconded by Toni Bacon to adjourn. Motion carried unanimously.